

# The temporary hardness of water is due to the ..

## 23 అక్టోబర్ తరువాలు

- 3. Metallic or interstitial hydrides :** The transition elements and rare earth metals combine with hydrogen to give interstitial hydrides. They exhibit metallic properties and are powerful reducing agents. They are non stoichiometric compounds and their composition varies with temperature and pressure.  
eg. LaH<sub>2.76</sub>, TiH<sub>1.73</sub>
- 4. Polymeric hydrides :** These are solids containing molecules, linked together in two or three dimensions by hydrogen bridge bonds. e.g.: (BeH<sub>2</sub>)<sub>n</sub>, (MgH<sub>2</sub>)<sub>n</sub> and (AlH<sub>3</sub>)<sub>n</sub>

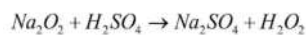
### HYDROGEN PEROXIDE

**Discovery :** French chemist The nard 1818.

**Occurrence :** Traces in air, rain and plants.

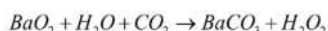
#### PREPARATION OF HYDROGEN PEROXIDE

- 1. Lab method :** From true peroxide by the action of ice cold dil. H<sub>2</sub>SO<sub>4</sub>



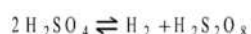
(HNO<sub>3</sub> is not used since it will oxidise H<sub>2</sub>O<sub>2</sub>).

- 2. Merck process :** By passing CO<sub>2</sub> through a suspension of BaO<sub>2</sub> in ice cold water.

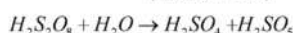


#### MANUFACTURE OF HYDROGEN PEROXIDE

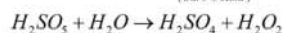
- By electrolysis of 50% ice cold H<sub>2</sub>SO<sub>4</sub>



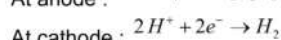
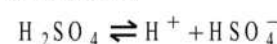
Persulphuric acid (Marshall's acid)



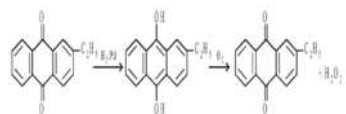
Perronosulphuric acid (Caro's Acid)



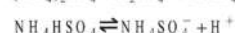
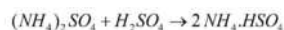
**Mechanism :**



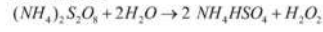
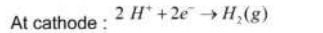
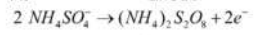
- 2. Auto oxidation :** Most recent method used in America. In this method the anthraquinone is reduced to anthraquinol by dissolving in an organic solvent and passing hydrogen in presence of Pd. On frothing, the anthraquinol derivative with air, 20% solution of H<sub>2</sub>O<sub>2</sub> is obtained and anthraquinone is regenerated.



- By electrolysis of ammonium sulphate solution and sulphuric acid. When aqueous solution of ammonium sulphate and sulphuric acid in equimolar proportion is electrolysed at low temperature ammonium persulphate is formed. The latter on distillation with sulphuric acid gives 30% solution of hydrogen peroxide.



At anode :  $2NH_4SO_4^- \rightarrow (NH_4)_2S_2O_8 + 2e^-$



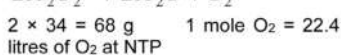
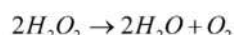
The methods employed for concentration are

- 1. Evaporation:** By careful evaporation of solution on a water bath (50% H<sub>2</sub>O<sub>2</sub> is obtained).
- 2. Dehydration in vacuum desiccator :** The 50% H<sub>2</sub>O<sub>2</sub> is dehydrated in a vacuum desiccator in presence of conc. H<sub>2</sub>SO<sub>4</sub> when 90% H<sub>2</sub>O<sub>2</sub> is obtained.
- 3. Vacuum distillation :** The 90% H<sub>2</sub>O<sub>2</sub> obtained in step (ii) is distilled under reduced pressure to get 100% H<sub>2</sub>O<sub>2</sub>
- 4. Cooling :** The traces of water left are removed by freezing in a freezing mixture when

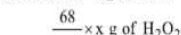
crystals of hydrogen peroxide separate out.

### STRENGTH OF HYDROGEN PEROXIDE

The strength of hydrogen peroxide is indicated in terms of the volume of oxygen at NTP that 1 volume of H<sub>2</sub>O<sub>2</sub> gives on heating. For example "20 volume H<sub>2</sub>O<sub>2</sub>" means 1 volume of H<sub>2</sub>O<sub>2</sub> at NTP will give 20 volume of oxygen. The normality and percentage strength of H<sub>2</sub>O<sub>2</sub> can be calculated as follows



22.4 litres of O<sub>2</sub> at NTP are evolved from 68g of H<sub>2</sub>O<sub>2</sub>  
 x litres of O<sub>2</sub> at NTP would be evolved



from  $\frac{68 \times x}{22.4}$  g/litre where x is volume strength of H<sub>2</sub>O<sub>2</sub>  
 Hence strength of x volume of H<sub>2</sub>O<sub>2</sub> =  $\frac{68 \times x}{22.4}$  g/litre

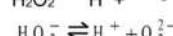
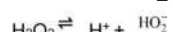
- where 17 is the equivalent weight of H<sub>2</sub>O<sub>2</sub>

### STORAGE OF HYDROGEN PEROXIDE

- It is stored in presence of traces of alcohol, acetanilide or sodium pyrophosphate which slow down the rate of decomposition of hydrogen peroxide.

### CHEMICAL PROPERTIES OF HYDROGEN PEROXIDE

- 1. Acidic nature :** It is weakly acidic in nature and pure hydrogen peroxide turns blue litmus into red. (K<sub>a</sub> = 1.57 × 10<sup>-12</sup> at 293 K). It ionises in two steps H<sub>2</sub>O<sub>2</sub> ⇌ H<sup>+</sup> + HO<sub>2</sub><sup>-</sup>

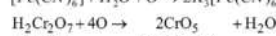
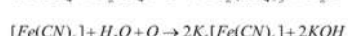
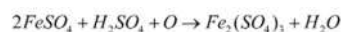
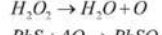
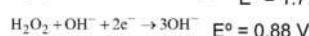
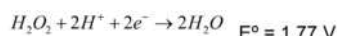


- Hence it forms two series of salts eg. NaHO<sub>2</sub> sodium hydroperoxide and Na<sub>2</sub>O<sub>2</sub>

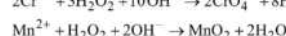

## IIT/NEET Foundation CHEMISTRY

(Sodium peroxide)

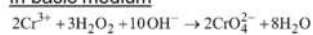
- 2. Oxidising agent :** It is strong oxidising agent in acidic as well as in basic medium.



**In basic medium**

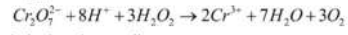
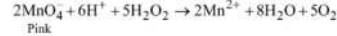


**In basic medium**

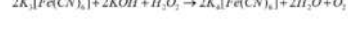


**3.Reducing agent :**

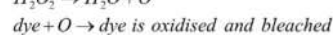
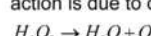
**a.In acidic medium**



**b.In basic medium**



**4.Bleaching properties :** Its bleaching action is due to oxidation reaction.



**STRUCTURE OF HYDROGEN PEROXIDE**

It is represented as follows

In liquid and gas form

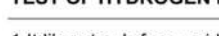


In solid form

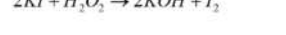


**TEST OF HYDROGEN PEROXIDE**

- 1.It liberates I<sub>2</sub> from acidified KI



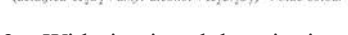
- 2.Perchromic acid :



(acidified H<sub>2</sub>O<sub>2</sub> + amyl alcohol + K<sub>2</sub>Cr<sub>2</sub>O<sub>7</sub>) → blue colour

(acidified H<sub>2</sub>O<sub>2</sub> + amyl alcohol + K<sub>2</sub>Cr<sub>2</sub>O<sub>7</sub>) → blue colour

3. With titanous sulphate it gives orange red pertitanic acid



- 4.Black lead sulphide turned white



### USES OF HYDROGEN PEROXIDE

- It is used as a bleaching agent, disinfectant, source of power (90% H<sub>2</sub>O<sub>2</sub> as fuel in submarines, rockets and helicopters), in restoration of old paintings in which lead oxide is used as white paint.

## WATER

Water is one of the most abundant substances in nature. The 4/5<sup>th</sup> of the earth surface is covered with water.

### SOURCES OF WATER

The sources of water are

- 1.Surface water**
  - a. Flowing water - streams and rivers
  - b. Still water - ponds, lakes and reservoirs
- 2.Underground water - water from wells
- 3.Rain water
- 4.Sea water

### TYPES OF IMPURITIES PRESENT IN WATER

Dissolved impurities

- Inorganic salts eg. : Ca<sup>2+</sup>, Mg<sup>2+</sup>, Fe<sup>2+</sup>, Al<sup>3+</sup>, Na<sup>+</sup>, K<sup>+</sup> traces of Zn<sup>2+</sup> and Cu<sup>2+</sup> (cations) and Cl<sup>-</sup>, F<sup>-</sup> etc. (anions)Gases eg.: CO<sub>2</sub>, N<sub>2</sub>, O<sub>2</sub>, oxides of nitro gen, H<sub>2</sub>S etc.Organic salts
- Suspended impurities :
  - Inorganic : eg.: sand and clay
  - Organic : eg.: animal matter, vegetable etc.

3. **Colloidal impurities :** Finely divided clay, Al(OH)<sub>3</sub>, Fe(OH)<sub>3</sub> colouring matter etc.

4. **Bacterial impurities :** Micro-organisms and bacteria

**Effect of impurities :** The impurities effect the followings

- Colour
- Taste
- Hardness
- Alkalinity
- Turbidity
- Odour

### SOFT AND HARD WATER

- The water which produces large amount of lather with soap is known as soft water and which forms a scum with soap is known as hard water.

### TYPES OF HARDNESS OF WATER

- Temporary hardness: It is due to the presence of bicarbonates of calcium or magnesium or both.
- Permanent hardness : It is due to the presence of chlorides and sulphates of calcium and magnesium.

**K. Bharathi**  
 Co-founder  
 The Scholar  
 Ed-tech for IIT/NEET  
 foundation  
 Ph:8309335876

